

**CENTRAL RAILWAY
BHUSAWAL
DIVISION
BASIC TRAINING
CENTRE (C&W)**



**CRASH COURSE
ON
ACP RESETTING
IN
COMMERCIAL
STAFF
(CTI/TTE)**

**ACP
RESETTING
IN
ICF COACH**



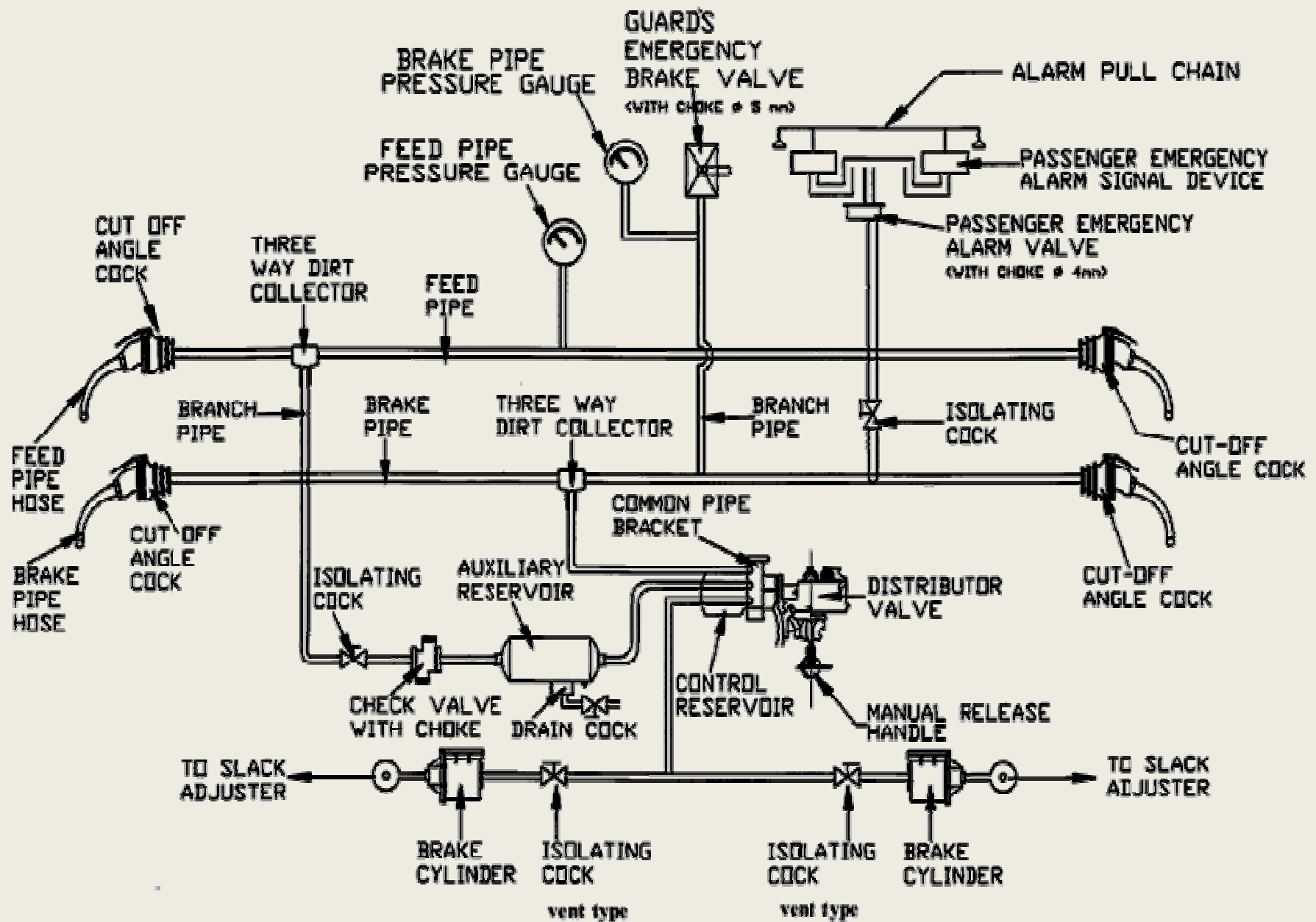


Figure 4.1 SCHEMATIC LAYOUT OF TWIN PIPE GRADUATED RELEASE AIR BRAKE SYSTEM

Note: Pressure gauges are installed only in guard's brake van.

Alarm Chain Re-setting

Alarm Chain pulling

After pulling alarm chain device BP pressure will exhaust from PEV.




Alarm Chain Re-setting

Indicator
will
identify
the coach.



Alarm Chain Re-setting

Pull down
Alarm chain
in
Lower direction



ISOLATION OF ALARM CHAIN DEVICE

PEAV Isolation cock

In case resetting could not be done from chain pulling device.

Isolate the PEAV from Isolating cock.

It will be located last End of a Coach

BP pressure will get restore immediately .



**ACP
RESETTING
IN
LHB COACH**



Alarm Chain Re-setting

- After pulling alarm chain device BP pressure will exhaust from PEV.
- Indicator will glow to identify the coach.
- For resetting it put the special key in slot and rotate clockwise.

Alarm Chain pulling Device



Key slot

Types of ACP Devices in LHB Coaches




ALARM CHAIN PULLING PROCESS

NORMAL POSITION



CHAIN PULLING PROCESS



ACP LED INDICATOR OUTSIDE THE COACHES



ACP Indicator



ACP Indicator



Location of PEAV in LHB Coach



ALARM CHAIN RE-SETTING PROCEDURE IN BOTH DESIGNS

Resetting Procedure



Resetting Procedure



Identification of ACP in case of LED indication failure

When LED Got Fused/NO LED Indication

BEFORE CHAIN PULLING



AFTER CHAIN PULLING



Identification of ACP in case of LED indication failure

When LED Got Fused/NO LED Indication

BEFORE CHAIN PULLING



AFTER CHAIN PULLING




ISOLATION OF ALARM CHAIN DEVICE

In case resetting could not be done from chain pulling device.


Isolate the PEAV from Isolating cock.

It will be located near foot step diagonal to BP pressure will get restore immediately .




PEAV Isolation cock

Location of Hissing sound from PEV in LHB Coach



DUMMING PROCEDURE OF PEAV

- In case of failure of PEV Isolating cock.
- Screw UP **18 MM** Dummy in first design.
- Screw UP **22 MM** dummy in second design after opening the pipe with pipe wrench.



THANKS